



# SPOTLIGHT

ON LANGUAGE-BASED TEACHING



Landmark Teaching Principle™ #3

## Micro-Unit and Structure Tasks


### NOTE-TAKING TEMPLATES

Below are examples from Elementary-Middle School Social Science classes. They demonstrate different levels of structure and complexity. Teachers can take these outlines and adjust them to fit any concept or class. The first one sets up the structure while leaving the students to determine the main ideas and details of the content independently.

Social Studies

Colonial Times

Survey



Name \_\_\_\_\_

Date \_\_\_\_\_

Day \_\_\_\_\_

## Voyage to the New World

MAIN IDEA (who? what?)	DETAILS (did what? where? when? why? How?)
	<hr/> <hr/> <hr/>
	<hr/> <hr/> <hr/>
	<hr/> <hr/> <hr/>



# SPOTLIGHT

ON LANGUAGE-BASED TEACHING




Landmark Teaching Principle™ #3

The same note-taking template is altered below to reflect additional structure for younger, more visual students that may require cues or assistance in determining what the main ideas are as well as what information should go with those main ideas. Visuals are one way to guide students in making those decisions.

Social Studies

Colonial Times

Main Idea + Details







Name \_\_\_\_\_

Date \_\_\_\_\_

Day \_\_\_\_\_

## Voyage to the New World

MAIN IDEA (who? what?)	DETAILS (did what? where? when? why? How?)
 _____	_____ _____ _____ _____
 _____	_____ _____ _____ _____
 _____	_____ _____ _____ _____
 _____	_____ _____ _____ _____