

A Blog for Busy Teachers

FREE LANGUAGE-BASED TEACHING STRATEGIES

Explore the following examples of how to use Jamboard to support study and writing skills.

Activity Description:

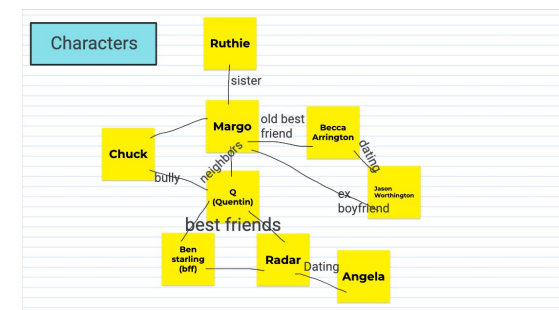
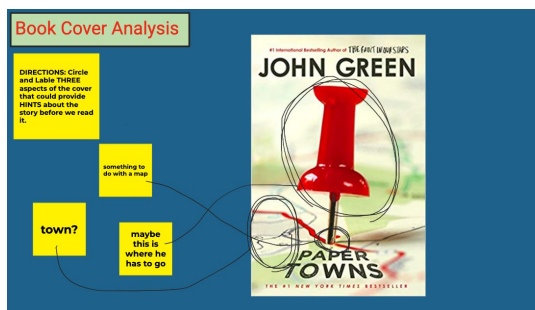
Organizing dynamic, self-contained units that use each page to facilitate a different skill or piece of information, almost like an interactive presentation.

In-Person Instruction

Before remote learning, each Jamboard page would have been an individual paper activity within a unit and would have been stored in a three-ring binder. Keeping the material all together would be challenging for some.

Remote/ Hybrid Modification Example

Jamboard allows for dynamic development of timelines, character trees, analyses of passages, vocab, visual diagramming, etc. that can be built by adding new pages as progress is made in a specific unit of study.



A Blog for Busy Teachers

FREE LANGUAGE-BASED TEACHING STRATEGIES

Activity Description:

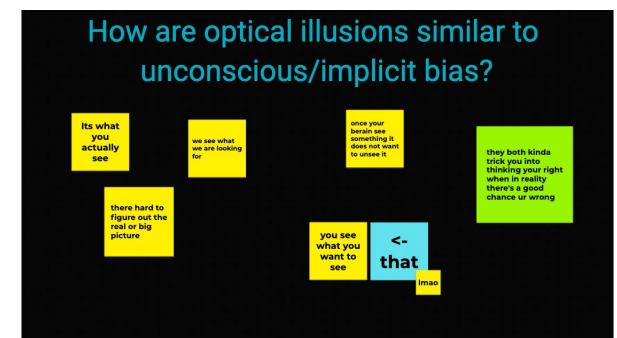
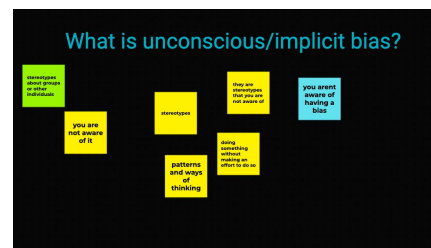
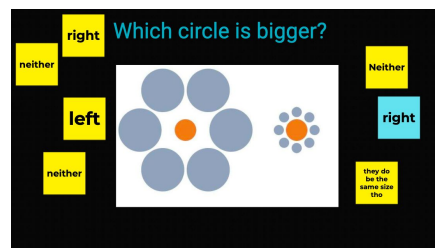
Building context before introducing a new unit through the use of visuals, manipulatives, & discussion.

In-Person Instruction

Visuals and manipulatives are effective strategies, but they can be one dimensional when confined to paper. They also can limit the potential for an effective collective approach to the new content.

Remote/ Hybrid Modification Example

Jamboard can help formally build context before starting a unit of study by including different visuals, questions, and opportunities for analysis and research to help illustrate important and relevant concepts.. For example, the images below demonstrate Jamboard pages on the topic of unconscious bias.



A Blog for Busy Teachers

FREE LANGUAGE-BASED TEACHING STRATEGIES

Activity Description:

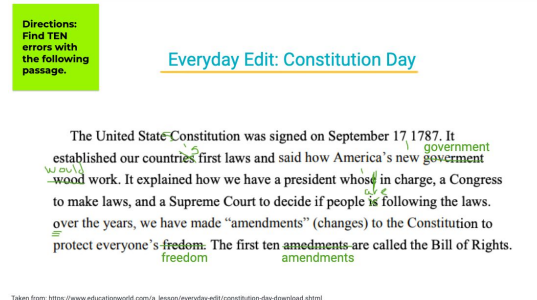
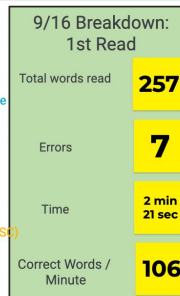

Annotating PDFs or screenshots of content from other parts of the internet.

In-Person Instruction

Teachers spend a lot of time making copies of articles, worksheets, resources, etc., and when students use these handouts, most of what they write, correct, or annotate is final, unless they begin again with a new copy.

Remote/ Hybrid Modification Example

Taking screenshots of reading passages and pasting these images on Jamboard allows students to manipulate the text with a digital pen, marker, or highlighter. This task allows for editing, annotating or note-taking and can be an effective way to talk through questions.



A Blog for Busy Teachers

FREE LANGUAGE-BASED TEACHING STRATEGIES

Activity Description:

Incorporating anonymous feedback since Jamboard does not identify who is manipulating its components.

In-Person Instruction

Peer editing can be useful, but it also puts some students in a vulnerable position by showcasing their work. When multiple students provide feedback on another student's work, the legibility of the handwriting and space for everyone's thoughts can be challenging.

Remote/ Hybrid Modification Example

When drafting thesis statements for an essay, students can each copy and paste their working thesis statements onto their own Jamboard page and then use "sticky notes" to provide constructive criticism to their peers to help their ideas take form.

Directions: Write a sticky note that provides the author with constructive feedback below. Make sure to consider the following criteria...

- ONE sentence that is NOT an opinion
- Specific enough
- Has been proofread - sound "smooth"
- Answers the prompt
- Clearly defined main ideas (body paragraphs)
- Includes a concession

PROMPT: Pick a topic that explores either a little known fact/process, or someone/something that has traditionally been misunderstood.

Thesis: Gender fluid and trans people don't get identified properly everyday. This is not ok. They deserve to feel safe and comfortable in themselves and by miss gendering them it can make everything more challenging.

- make into one sentence
- Making one sentence and having points to talk about.
- Make the subtopics more clear, and put it into one sentence
- try to be more concise, it feels like a beginning topic sentence
- the thesis is a little choppy if you combine the "this is not ok" with the first one it will be smoother
- I don't think you mean to be talking about Miss Gender but instead misgendered or something like that

A Blog for Busy Teachers

FREE LANGUAGE-BASED TEACHING STRATEGIES

Activity Description:

Brainstorming, sorting, and/or categorizing any and all kinds of information (textual or visual).

In-Person Instruction

Remote/ Hybrid Modification Example

Brainstorming can be done on paper or on the white board, but it is often limited to text and can be challenging to physically manipulate or sort all brainstormed thoughts in real-time.

As a warm-up for a topic (for example "nouns" provide a picture on the Jamboard and have the students brainstorm as many nouns as they can see. Then ask them to organize their brainstormed nouns into the four types by dragging their sticky notes into appropriate groupings.

